










Safe Work Instruction	
SMAW Welding	Issue date: 18 August 2010

The full content of this template is available for download to your shopping cart.

Example content:

Document no.	Scope: This instruction applied to the safe general use of SMAW Welding. Shielded Metal Arc Welding is a manual arc welding process that uses a consumable electrode coated in flux to lay the weld.		
Review date	References: <ul style="list-style-type: none"> AS4024.1 Safety of Machinery; OHS Act (refer State / Territory) OHS Regulation (refer State / Territory) 		
Responsible supervisor	PPE and precautions	Competencies or qualifications	Licences or permits required
<i>Insert name in BLOCK letters</i>	<p>Do not wear anything loose that could catch in the moving parts such as sleeve cuffs, cuffed pants, scarves, loose long hair, rings or jewellery or gloves. Don't smoke</p> <p>Wear all required PPE such as</p> <input type="checkbox"/> Safety glasses <input type="checkbox"/> High top boots with protective toes and non-slip soles <input type="checkbox"/> . <input type="checkbox"/> . <input type="checkbox"/> . <input type="checkbox"/> .	Only operators who have been authorised as.	
<div style="display: flex; flex-wrap: wrap;"> <div style="width: 50%;">  Safety glasses must be worn at all times in addition to welding mask. </div> <div style="width: 50%;">  Long and loose hair must be contained. </div> <div style="width: 50%;">  Appropriate footwear with substantial uppers must be worn. </div> <div style="width: 50%;">  Close fitting/protective clothing to cover arms and legs must be worn. </div> <div style="width: 50%;">  Respiratory protection devices may be required for some operations. </div> <div style="width: 50%;">  Oil free leather gloves and spats must be worn when welding. </div> <div style="width: 50%;">  Rings and jewellery must not be worn. </div> <div style="width: 50%;">  A welding mask with correct grade lens for SMAW must be worn. </div> </div>			
 <p>Warning</p> <p>Prior to the commencement of any work activity it is identified that the suggested risk control measures are not suitable or less than adequate and that major changes are required, a risk assessment is to be conducted and new controls nominated and implemented as per the risk management procedure.</p>			
Pre Operational Safety Checks	<ul style="list-style-type: none"> Ensure no slip/trip hazards are present in workspaces and walkways Ensure the work area is clean and clear of grease, oil, and any flammable materials. Keep the welding equipment and work area dry to avoid electric shocks 		