










| | |
|------------------------|----------------------------|
| Safe Work Instruction | |
| Profile Cutting | Issue date: 18 August 2010 |

The full content of this template is available for download to your shopping cart.

Example content:

| | | | |
|--|--|---|------------------------------|
| Document no. | Scope: This instruction applies to the safe general use of profile cutting. Used for profile cutting of gas and plasma cutting. | | |
| Review date | References : <ul style="list-style-type: none"> AS4024.1 Safety of Machinery; OHS Act (refer State / Territory) OHS Regulation (refer State / Territory) | | |
| Responsible supervisor | PPE and precautions | Competencies or qualifications | Licences or permits required |
| <i>Insert name in BLOCK letters</i> | <p>Do not wear anything loose that could catch in the moving parts such as sleeve cuffs, cuffed pants, scarves, loose long hair, rings or jewellery or gloves. Don't smoke</p> <p>Wear all required PPE such as</p> <p><input type="checkbox"/> Safety glasses</p> <p><input type="checkbox"/> High top boots with protective toes and non-slip soles</p> <p><input type="checkbox"/> .</p> <p><input type="checkbox"/> .</p> <p><input type="checkbox"/> .</p> <p><input type="checkbox"/> .</p> <p><input type="checkbox"/> .</p> | Only operators who have been authorised | |
| <div style="display: flex; flex-wrap: wrap;"> <div style="width: 50%;">  Safety glasses must be worn at all times in addition to welding mask. </div> <div style="width: 50%;">  Long and loose hair must be contained. </div> <div style="width: 50%;">  Appropriate footwear with substantial uppers must be worn. </div> <div style="width: 50%;">  Close fitting/protective clothing to cover arms and legs must be worn. </div> <div style="width: 50%;">  Respiratory protection devices may be required for some operations. </div> <div style="width: 50%;">  Oil free leather gloves and spats must be worn. </div> <div style="width: 50%;">  Hearing protection may be required when cutting thick material. </div> <div style="width: 50%;">  A welding mask with shade number 10 protective filters must be worn. </div> </div> | | | |
|  Warning Prior to the commencement of any work activity it is identified that the suggested risk control measures are not suitable or less than adequate and that major changes are required, a risk assessment is to be conducted and new controls nominated and implemented as per the risk management procedure. | | | |
| Pre Operational Safety Checks | <ul style="list-style-type: none"> Manufactures instructions must be followed at all time Ensure no slip/trip hazards are present in workspaces and walkways . | | |
| Safe Operational Use | <ul style="list-style-type: none"> Operator to remain in designated area away from the cutting area Check power source and connections – RCD to all electricity power sources | | |