








Safe Work Instruction	
Press Brake	Issue date: 18 August 2010

The full content of this template is available for download to your shopping cart.

Example content:

Document no.	Scope: This instruction applies to the safe general use of a press brake. A machine tool for bending sheet and plate material.		
Review date	References : <ul style="list-style-type: none"> • AS4024.1 Safety of Machinery; • OHS Act (refer State / Territory) • OHS Regulation (refer State / Territory) 		
Responsible supervisor	PPE and precautions	Competencies or qualifications	Licences or permits required
<i>Insert name in BLOCK letters</i>	<p>Do not wear anything loose that could catch in the moving parts such as sleeve cuffs, cuffed pants, scarves, loose long hair, rings or jewellery or gloves. Don't smoke</p> <p>Wear all required PPE such as</p> <input type="checkbox"/> Safety glasses <input type="checkbox"/> High top boots with protective toes <input type="checkbox"/> . <input type="checkbox"/> . <input type="checkbox"/> .	Only operators who have been authorised as	
<div style="display: flex; justify-content: space-between;"> <div style="width: 45%;"> <p> Safety glasses must be worn at all times in work areas.</p> <p> Sturdy footwear must be worn at all times in work areas.</p> <p> Rings and jewellery must not be worn.</p> </div> <div style="width: 45%;"> <p> Long and loose hair must be contained.</p> <p> Close fitting/protective clothing must be worn.</p> <p> Gloves must not be worn when using this machine.</p> </div> </div>			
<p> Warning</p> <p>Prior to the commencement of any work activity it is identified that the suggested risk control measures are not suitable or less than adequate and that major changes are required, a risk assessment is to be conducted and new controls nominated and implemented as per the risk management procedure.</p>			
Pre Operational Safety Checks	<ul style="list-style-type: none"> • Guards or safety devices shall never be removed or adjusted, except by an authorised person for maintenance purposes • Working parts should be well lubricated and the jaws and fingers free of rust and dirt • . • . • . • . • . 		