








Safe Work Instruction	
Panel Saw	Issue date: 17 June 2010

The full content of this template is available for download to your shopping cart.

Example content:

Document no.	Scope: This instruction applies to the safe general use of a panel saw. Used as sawing machine to cut sheets into sized parts.		
Review date	References: AS4024.1 Safety of Machinery; AS/NZS 60745.2.5:2003 Hand Held Motor operated tools; 1336: 1997 Recommended practices for occupational eye protection; AS/NZS 1269.2: 2006 Occupational Noise Management part 3. Hearing protection program.		
Responsible supervisor	PPE and precautions	Competencies or qualifications	Licences or permits required
<i>Insert name in BLOCK letters</i>	<p>Do not wear anything loose that could catch in the moving parts such as sleeve cuffs, cuffed pants, scarves, loose long hair, rings or jewellery or gloves. Don't smoke</p> <p>Wear all required PPE such as</p> <input type="checkbox"/> Safety glasses <input type="checkbox"/> . <input type="checkbox"/> . <input type="checkbox"/> . <input type="checkbox"/> . <p>Machinery must.</p>	<p>Only operators who have been authorised</p> <p>Operators must be</p>	
<div style="display: flex; justify-content: space-between;"> <div style="width: 45%;"> <p> Safety glasses must be worn at all times in work areas.</p> <p> Appropriate footwear with substantial uppers must be worn.</p> <p> Rings and jewellery must not be worn.</p> </div> <div style="width: 45%;"> <p> Long and loose hair must be contained.</p> <p> Close fitting/protective clothing must be worn.</p> <p> Hearing protection may be required for some operations.</p> </div> </div>			
<p> Warning</p> <p>Prior to the commencement of any work activity it is identified that the suggested risk control measures are not suitable or less than adequate and that major changes are required, a risk assessment is to be conducted and new controls nominated and implemented as per the risk management procedure.</p>			
Pre Operational Safety Checks	<ul style="list-style-type: none"> • Ensure no slip/trip hazards are present in workspaces and walkways • Locate and ensure you are familiar with the operation of the ON/OFF starter and emergency stop (if fitted) • . • . • . • . • . • . • . 		
Safe Operational Use	<ul style="list-style-type: none"> • When ripping or crosscutting use the saw at its maximum height. • Adjust top hood guard for minimal clearance above material to prevent accidental contact with saw blade • . • . • . • . 		

Doc No: BSRM 2010 - 041	Version 2.	Approved by: J Clancy	Review date: 30/06/2012	Page 1 of 3
-------------------------	------------	-----------------------	-------------------------	-------------