










Safe Work Instruction	
Open Arc Welding/Milling	Issue date: 18 August 2010

The full content of this template is available for download to your shopping cart.

Example content:

Document no.	Scope: This instruction applied to the safe general use of an arc welder/miller. The equipment uses a welding power supply to create an electric arc between an electrode and the base material to melt the metals at the welding point.		
Review date	References : <ul style="list-style-type: none"> AS4024.1 Safety of Machinery; OHS Act (refer State / Territory) OHS Regulation (refer State / Territory) 		
Responsible supervisor	PPE and precautions	Competencies or qualifications	Licences or permits required
<i>Insert name in BLOCK letters</i>	Wear all required PPE such as <input type="checkbox"/> Safety glasses <input type="checkbox"/> Welding mask with correct grade lens for GMAW must be worn. <input type="checkbox"/> . <input type="checkbox"/> . <input type="checkbox"/> .	Trade qualification in Metal Fabrication / Welding /	
<div style="display: flex; flex-wrap: wrap;"> <div style="width: 50%;">  Safety glasses must be worn at all times in addition to welding mask. </div> <div style="width: 50%;">  Long and loose hair must be contained. </div> <div style="width: 50%;">  Appropriate footwear with substantial uppers must be worn. </div> <div style="width: 50%;">  Close fitting/protective clothing to cover arms and legs must be worn. </div> <div style="width: 50%;">  Respiratory protection devices may be required for some operations. </div> <div style="width: 50%;">  Flameproof gauntlet type gloves must be worn when welding. </div> <div style="width: 50%;">  Rings and jewellery must not be worn. </div> <div style="width: 50%;">  A welding mask with correct grade lens for GMAW must be worn. </div> </div>			
Tools and equipment required: Fume extraction must be used for this machine			
 Warning	Prior to the commencement of any work activity it is identified that the suggested risk control measures are not suitable or less than adequate and that major changes are required, a risk assessment is to be conducted and new controls nominated and implemented as per the risk management procedure.		
Safety precautions	<ul style="list-style-type: none"> Ensure no slip/trip are present in workspaces and walkways Ensure the work area is clean and clear of grease, oil and any flammable materials Keep the welding equipment and work area dry to avoid electric shocks 		