




Safe Work Instruction	
Jigsaw	Issue date: 17 June 2010

The full content of this template is available for download to your shopping cart.

Example content:

Scope: This instruction applies to the safe general use of a jigsaw. A jigsaw is a tool used for cutting arbitrary curves, such as stencilled designs or other custom shapes, into a piece of wood, metal, or other material.		Responsible supervisor	
References <ul style="list-style-type: none"> • OHS Act 2000 • . • . 	PPE required Do not wear anything loose that could catch in the moving parts such as sleeve cuffs, cuffed pants, scarves, loose long hair, rings or jewellery or gloves. Don't smoke <input type="checkbox"/> Hard hat or bump hat <input type="checkbox"/> Eye protection <input type="checkbox"/> Hearing protection <input type="checkbox"/> . <input type="checkbox"/> . <input type="checkbox"/> . <input type="checkbox"/> . <input type="checkbox"/> .	Skills, competencies or qualifications required <ul style="list-style-type: none"> <input type="checkbox"/> Site specific induction, <input type="checkbox"/> . <input type="checkbox"/> . 	Permits or Licences required
Tools and equipment required <ul style="list-style-type: none"> <input type="checkbox"/> Appropriate power trade tools <input type="checkbox"/> . <input type="checkbox"/> . 		Inspection and Tagging of plant and tools <ul style="list-style-type: none"> <input type="checkbox"/> All equipment visually inspected prior to use for damage, wear or deterioration <input type="checkbox"/> . 	
 Warning	<p>Prior to the commencement of any work activity it is identified that the suggested risk control measures are not suitable or less than adequate and that major changes are required, a risk assessment is to be conducted and new controls nominated and implemented as per the risk management procedure.</p>		
1. General	<p>This document outlines the steps to be followed for</p> <div style="display: flex; justify-content: space-around;">   </div>		